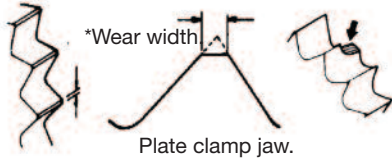


CAMLOK SAFETY VERTICAL PLATE CLAMPS

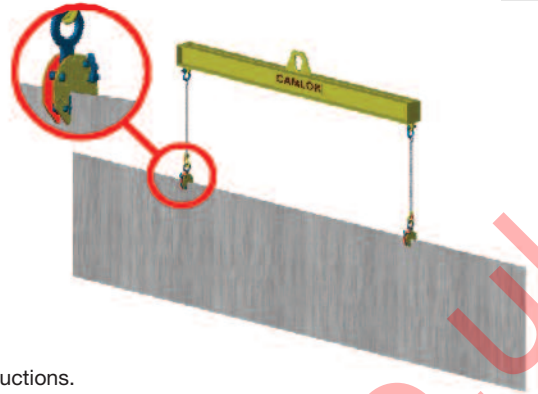
RIGHT ✓ FOR LIFTING LONG PLATES

TWO CLAMPS AND A LIFTING BEAM MUST BE USED



Chipped teeth are only acceptable if the chip is less than half the width of the tooth and the adjoining teeth are undamaged.

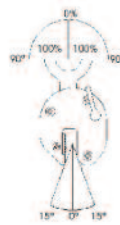
*Wear width: See clamp operating instructions.



RIGHT ✓ FOR LIFTING SHORT LENGTH PLATES

A SINGLE CLAMP CAN BE USED

- Always read operating instructions before use.
- Plate must be free from grease, liquids, scale or paint.
- Always check the operation of the clamp before use.
- Never use damaged or worn clamps. Report damaged equipment to the relevant person.

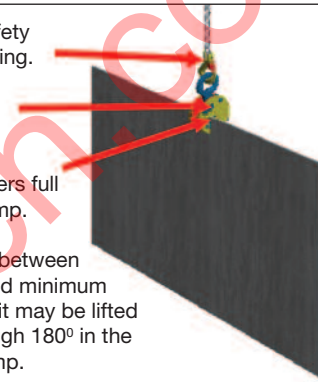


Always use a safety hook or safety sling.

Check lever is in locked position.

Ensure plate enters full depth of the clamp.

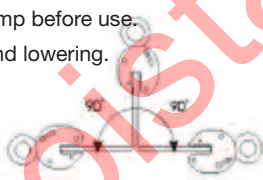
Loads weighing between the maximum and minimum working load limit may be lifted and turned through 180° in the plane of the clamp.



RIGHT ✓ FOR TURNING OVER PLATES

PLATE MUST BE IN CONTACT WITH BACK OF CLAMP

- Check operating of the clamp before use.
- Stand clear during lifting and lowering.
- Clamp can be attached to plate either way up.
- Fit clamp above centre of gravity.

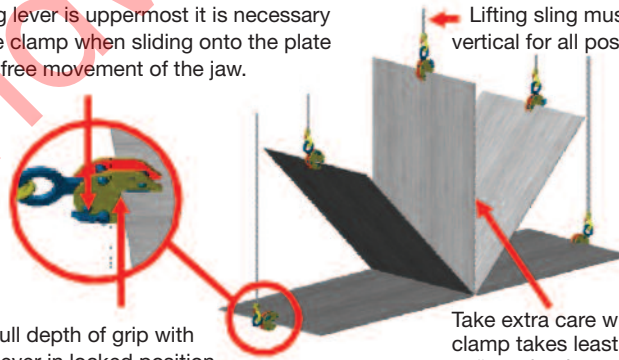


If locking lever is uppermost it is necessary to lift the clamp when sliding onto the plate to allow free movement of the jaw.

Ensure full depth of grip with locking lever in locked position.

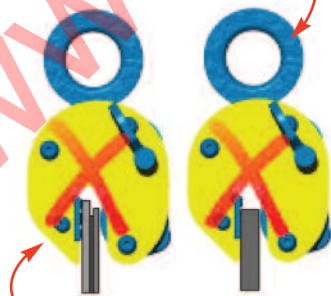
Lifting sling must be vertical for all positions.

Take extra care when clamp takes least weight at "top dead centre".



WRONG ✗

Always ensure that the plate is positioned to the back of the clamp.



Only lift one plate at a time.

For this type of lift use CY/CX hinged plate clamps only.

For long plates a beam must be used. Do not use endless chain slings.

Always check positioning of clamp before use.

When the clamp is wrongly positioned it will reposition itself on reaching top dead centre and may release the plate.



Insufficient slack in sling.

Operating lever only moves part way and plate is not released.

Do not force but tap chain lug if stuck.

Force will cause failure of camshaft.

Do not fast lower onto floor as crane hook will force open the clamp and release the plate.

Do not lower if lever is not in the locked position.



Please visit our resource library at: www.camlok.co.uk for operating manuals and technical data.